

Features

- Prevents freezing of pipes and lines
- Ready-for-connection with Schuko plug
- Self-regulating heating cable technology
- Automatic switch-on and off by integrated bimetal thermostat
- Heating cable will not overheat – even in case of overlapping
- Easy to install

Description

Application

SPC PRO is an anti-freeze heating circuit ready-to-use based on a self-regulating heating cable. The heating cable compensates for the heat loss from the pipe during the cold season, reliably preventing the pipe from freezing and protecting it from damage. This extends the service life of the pipeline and reduces repair and operating costs. Via the bimetal thermostat installed in the connection coupling, the heating circuit switches on automatically at +3 °C and switches off again at +12 °C, depending on the workpiece temperature.

Construction

The SPC PRO heating circuit consists of a self-regulating heating cable with a UV-resistant polyolefin outer sheath and is equipped with a power-supply cable (2m length) with a plug, a connection coupling with an integrated bimetal thermostat and an end termination. The factory-made, molded connection coupling and the end termination are reliably and tightly sealed.


Safety

Due to the self-regulating technology, the heating power adjusts automatically, depending on the ambient temperature at the object to be heated. This allows the heating cable to be installed even on a pipe that is exposed to different temperatures along its length. Due to the self-regulating property, the heating cable cannot overheat, even in case of overlapping.

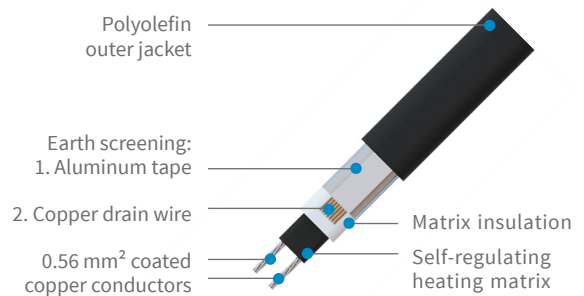
Application

Application	Installation
Open area	Concrete (sand embedding)
Roof	Under hot asphalt (short-time)
Gutter & Drain pipe	Open (UV resistant)
Pipes & Lines	

Design



Cable design



Technical data

Rated voltage	230 V AC, 50 Hz
Nom. power output (at +10 °C)	15 W/m
Temperature range *	
switch ON	+3 °C
switch OFF	+12 °C
Maximum operation temperature	
switched ON	+65 °C
switched OFF	+85 °C
Minimum operation temperature	-40 °C
Minimum storage temperature	-45 °C
Minimum installation temperature	-40 °C
Minimum bending radius at installation	25 mm
Cold lead length	2 m
Plug type	CEE 7/7 (type E/F)
IP protection class	IPX7
Mechanical class	M2 (acc. IEC 60800)
Heating cable colour	black
Certifications	

* Temperature controlled bimetal switch included in the connection coupling.

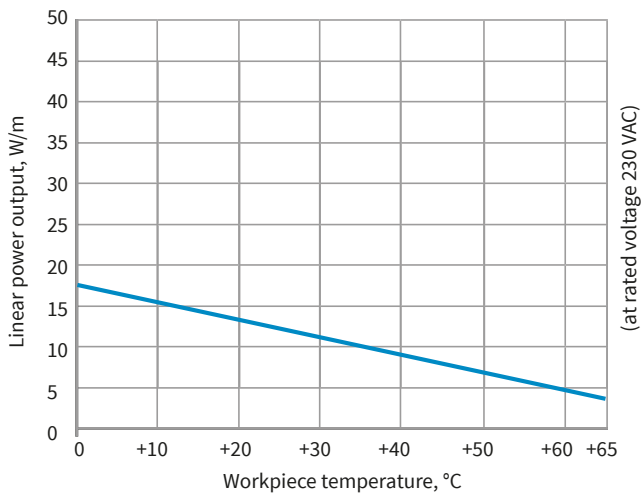
Ordering information

SPC PRO-6.0

Heating section type _____

Section length, m _____

Power output curve



Products

Self-regulating antifreeze heating cable SPC PRO

Type	Length, m	Rated power, W (at +10 °C)	Nominal power output, W/m (at +10 °C)	Current, A
SPC PRO-2.0	2	30	15.0	0.13
SPC PRO-4.0	4	60	15.0	0.26
SPC PRO-5.0	5	75	15.0	0.33
SPC PRO-6.0	6	90	15.0	0.39
SPC PRO-8.0	8	120	15.0	0.52
SPC PRO-10.0	10	150	15.0	0.65
SPC PRO-12.0	12	180	15.0	0.78
SPC PRO-15.0	15	225	15.0	0.98
SPC PRO-18.0	18	270	15.0	1.17
SPC PRO-25.0	25	375	15.0	1.63
SPC PRO-30.0	36	450	15.0	1.96

Installation

The bimetal thermostat integrated in the connection coupling must be able to measure the pipe temperature at all times and should always be positioned at the coldest point of the pipe. The heating cable is installed lengthwise on the underside of the pipe. After the heating cable has been fixed, the pipe needs to be wrapped with standard insulation material. If applicable, insulate the bimetal thermostat moderately. Plastic pipes must be covered completely with an aluminum adhesive tape before installation of the heating cable. After the heating cable has been properly attached to the pipe, simply plug into the socket for operation. Applicable norms and rules as well as installation manual must be observed.